

The Perfect Storm for Dengue in Bangladesh: How Climate, Pollution, And Urbanization Are Feeding a Relentless Killer—The Mosquito

Dr. Mohiuddin AK*

Assistant Professor, Department of Pharmacy, World University of Bangladesh, Dhaka, Bangladesh

ABSTRACT

Dengue has emerged as one of the most severe and rapidly escalating public health threats in Bangladesh, reflecting both localized vulnerabilities and broader global transmission dynamics. This study aims to examine the key environmental, climatic, and socioeconomic drivers underlying the country's unprecedented dengue surge since 2018, with particular emphasis on post-COVID trends. The central research questions ask: (i) how climate variability and urban environmental change are reshaping dengue transmission in Bangladesh, (ii) which overlooked structural factors are intensifying outbreak severity, and (iii) how these local dynamics mirror emerging global risks. Using a comprehensive narrative review of national surveillance data obtained from official sources, peer-reviewed literature, meteorological records, and validated public reports, the study synthesizes evidence on temperature rise, altered rainfall patterns, humidity, unplanned urban growth, population density, sanitation failures, construction activity, pollution, insecticide resistance, and declining green cover. Findings indicate that dengue transmission in Bangladesh is driven by a convergence of climate stressors and human-made environmental conditions, particularly clogged drainage systems, unmanaged plastic waste, water storage practices, and high-rise construction sites that facilitate *Aedes* mosquito breeding. The study concludes that Bangladesh's dengue crisis represents an early warning of a wider global emergency. Addressing it requires integrated climate-responsive surveillance, urban planning reforms, strengthened vector control, and coordinated public health action grounded in a One Health approach.

Keywords: Dengue Epidemiology, *Aedes* Mosquito Breeding, Pandemic Outbreaks, Climate-Driven Transmission, Urbanization Impact; Insecticide Resistance, Public Health Burden, Micro Plastic Environmental Risk.

Vol No: 08, Issue: 01

Received Date: November 28, 2025

Published Date: February 20, 2026

*Corresponding Author

Dr. Mohiuddin AK

Assistant Professor, Department of Pharmacy,
World University of Bangladesh, Dhaka,
Bangladesh, Email: trymohi@gmail.com

Citation: Mohiuddin AK. (2026). The Perfect Storm for Dengue in Bangladesh: How Climate, Pollution, And Urbanization Are Feeding a Relentless Killer—The Mosquito. *Mathews J Nurs.* 8(1):66.

Copyright: Mohiuddin AK. © (2026). This is an open-access article distributed under the terms of the Creative Commons Attribution License, which permits unrestricted use, distribution, and reproduction in any medium, provided the original author and source are credited.

INTRODUCTION

Each year, mosquitoes wage a silent yet devastating war—infesting nearly 700 million people and claiming more than a million lives across the globe [1]. Mosquito-borne viruses like dengue, chikungunya, and Zika have devastated 166 countries over the last five decades, costing nearly \$100 billion and surging fourteen-fold between 2013 and 2022 [2]. While malaria continues to devastate Africa—accounting for over 90% of cases reported in the WHO African Region [3]—Asia is grappling with dengue, which is responsible for nearly 70% of global infections [4], with

Southeast Asia bearing the heaviest burden [5]. Although the COVID-19 pandemic momentarily disrupted this trajectory, the post-pandemic resurgence of dengue infections reveals its persistent grip on the region [6]. In Bangladesh, dengue remained relatively rare before 2018 but surged thereafter, following global trends, briefly paused during the COVID-19 pandemic, and emerged as the deadliest infectious disease in the post-COVID era, peaking in 2023 (Figure 1). This alarming rise, driven by a combination of meteorological changes and overlooked socioeconomic factors, forms the central focus of this paper.

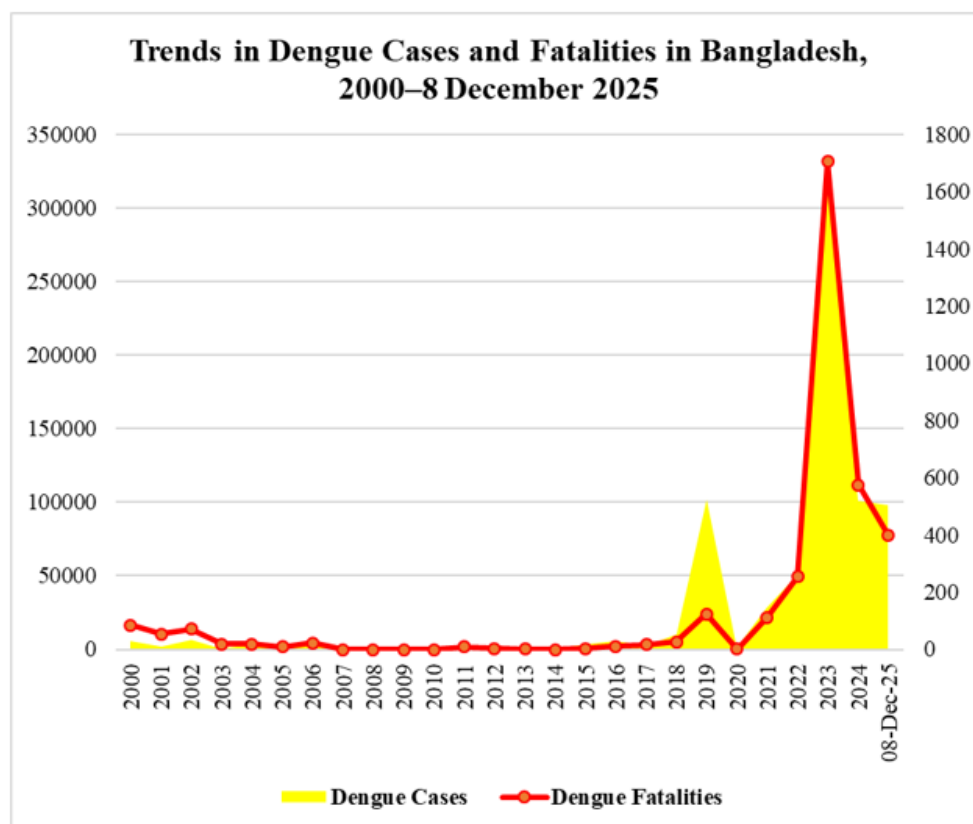


Figure 1. Trends in Dengue Cases and Deaths in Bangladesh, 2000–8 December 2025 (Source: The Institute of Epidemiology, Disease Control and Research, IEDCR) / Directorate General of Health Services, DGHS). The figure depicts a pronounced increase in dengue cases and deaths in Bangladesh during the post-COVID period, showing a closely aligned temporal pattern between case numbers and fatalities.

DATA SOURCES AND METHODOLOGY

Data Sources and Study Design

This study employed a narrative-analytical review design integrating epidemiological, climatic, environmental, and socioeconomic evidence to examine dengue transmission dynamics in Bangladesh. Data were drawn from authoritative national sources, including the Directorate General of

Health Services (DGHS), the Institute of Epidemiology, Disease Control and Research (IEDCR), and the Bangladesh Meteorological Department, alongside global datasets from WHO and CDC. Peer-reviewed literature indexed in recently published peer-reviewed studies indexed in established databases, including PubMed, Embase, Scopus, Web of Science, and the Cochrane Central Register, as well as leading journals published by Elsevier, Springer, Wiley Online

Library, and Wolters Kluwer. Where recent academic data were unavailable, rigorously verified reports from reputable international and national media were used to contextualize rapidly evolving outbreaks.

Quantitative Analytical Framework

Temporal trends in dengue cases, hospitalizations, and mortality (2000–December 8, 2025) were descriptively analyzed alongside meteorological variables—temperature, rainfall, humidity, and wind speed—since dengue cases and deaths declined significantly from November onward. Patterns were interpreted in relation to established quantitative findings from machine-learning models, time-series analyses, and climate–disease association studies conducted in Bangladesh and comparable tropical settings.

Qualitative Synthesis and Validation

A thematic synthesis was conducted to integrate qualitative evidence on urbanization, sanitation, waste management, pollution, construction practices, insecticide resistance, and public perception. Cross-validation was achieved by triangulating national surveillance data with international studies and multi-country comparisons, ensuring internal consistency with the literature review and coherence with the study’s discussion and findings.

LITERATURE REVIEW

The Current Global Landscape of Dengue

Global dengue incidence is rising at an alarming rate. While reported patterns vary, the surge is undeniable. According to WHO, 6.5 million cases and 8,791 deaths were reported

globally in 2023 [7], rising to 7.6 million cases and 3,000 deaths by April 2024 [8]. Notably, the US CDC and WHO’s global dengue surveillance system, launched in May 2024, reported 12–13 million cases and over 7,000 deaths in the Americas alone in 2024 [9,10]. Ranked among WHO’s top ten global health threats, dengue affected approximately 90 countries in 2024, with Brazil bearing the highest burden, followed by Argentina and Mexico [11]. Current WHO estimates suggest that dengue causes up to 400 million infections annually [12], with incidence having increased thirtyfold over the past fifty years [13], now placing 3.9–5.6 billion people—more than half of the world’s population—at risk [14,15]. Moreover, the US CDC reports that half of the global population lives in dengue-risk areas, putting both residents and travelers at risk [16]. Dengue, primarily transmitted by *Aedes aegypti* and *Aedes albopictus*, disproportionately affects the southern hemisphere, making effective tetravalent vaccines critical for global health [17]. Current vaccine development faces challenges in ensuring protection against all serotypes, addressing varied immune responses, and adapting to emerging strains.

Meteorological and Socioeconomic factors of Dengue Transmission

Environmental and socioeconomic factors jointly drive global dengue transmission, with climate conditions like temperature, rainfall, and humidity shaping mosquito habitats, while urbanization, population density, poverty, and inadequate sanitation increase human exposure and vulnerability, as discussed in Table 1.

Table 1. Determinants of Dengue Transmission: Climatic, Environmental, and Geographic Factors

Factor	Key Points	Evidence / Findings
Climate	Shapes dengue ecology by influencing vector dynamics, virus development, and mosquito–human interactions.	Relationships between climate variables and dengue transmission are complex [18].
Temperature	Rising temperatures increase dengue risk.	Regions with notable warming, such as sub-Saharan Africa and Oceania, show higher dengue incidence [19].
Rainfall	Provides breeding sites for mosquitoes.	Excess rainfall can wash away breeding sites, affecting outbreak patterns [20,21].
Humidity	Higher humidity supports mosquito survival and virus transmission.	Humidity $\geq 60\%$ and temperatures $>27^{\circ}\text{C}$ elevate dengue risk; mosquitoes rarely survive below 60% humidity [21,22].
Wind Speed	Influences mosquito activity and breeding.	Higher wind speeds reduce transmission by limiting mosquito flight, host-seeking, and breeding-site availability [23].

Environmental Conditions	Impact mosquito breeding and dengue transmission.	Key factors include water storage, waste disposal, housing, drainage, vegetation, urbanization, seasonal variation, and water supply [24].
Geography	Vector thrives in tropical and subtropical regions.	Spread is dictated by climate, urbanization, and population movement [12].
Latitude	Determines the global range of dengue.	<i>Aedes aegypti</i> thrives between ~35°N–35°S; warming expands risk to higher latitudes, including Africa, South America, southern China, and the U.S. [19,25].
Altitude	Limits mosquito habitats.	Mosquitoes generally stay below 6,500 ft; common up to 1,700 m, rare between 1,700–2,130 m; warming may increase risk at higher elevations [16,25,26].

Key Risk Factors for Dengue in Bangladesh: Insights from Previous Research

Bangladesh, a tropical country in South Asia situated between 20°–27°N and 88°–93°E, occupies the world's largest and most densely populated delta—the low-lying Ganges–Brahmaputra Delta, formed by rivers originating in the Himalayas. With more than 1,000 rivers spanning roughly 24,140 km and a coastline along the Bay of Bengal, the nation experiences high humidity and heavy rainfall, making it particularly vulnerable to floods and tropical cyclones [27–29]. Over the past four decades, temperatures in Bangladesh have risen by approximately 0.5°C, which has lengthened the dengue season and accelerated transmission, with case numbers doubling roughly every decade since 1990. The World Bank notes that dengue infections increase significantly at temperatures between 25°C and 35°C, peaking around 32°C, while global mosquito transmission capacity has grown by up to 9.5% since 1950 [30].

A study published in Oxford Academic on dengue transmission in Bangladesh (2000–2022) found that rising temperatures and shifts in rainfall patterns between 2011 and 2022 were closely linked to increased cases and deaths [31]. Recent climatic shifts have further intensified the risk. From 2022 to 2025, October rainfall in Bangladesh has been highly variable, with a trend toward heavier late-monsoon precipitation. Such changes have prompted entomologists to warn of prolonged dengue outbreaks [32–34]. A comprehensive review of three major medical databases—PubMed, Embase, and Web of Science—up to December 5, 2024, indicates that climate change is reshaping temperature, rainfall, and humidity patterns, thereby expanding the geographic range of dengue and altering exposure risks across different populations [35]. Figure 2 shows that, following the global pattern, dengue cases rise in tandem with increases in temperature, rainfall, and humidity.

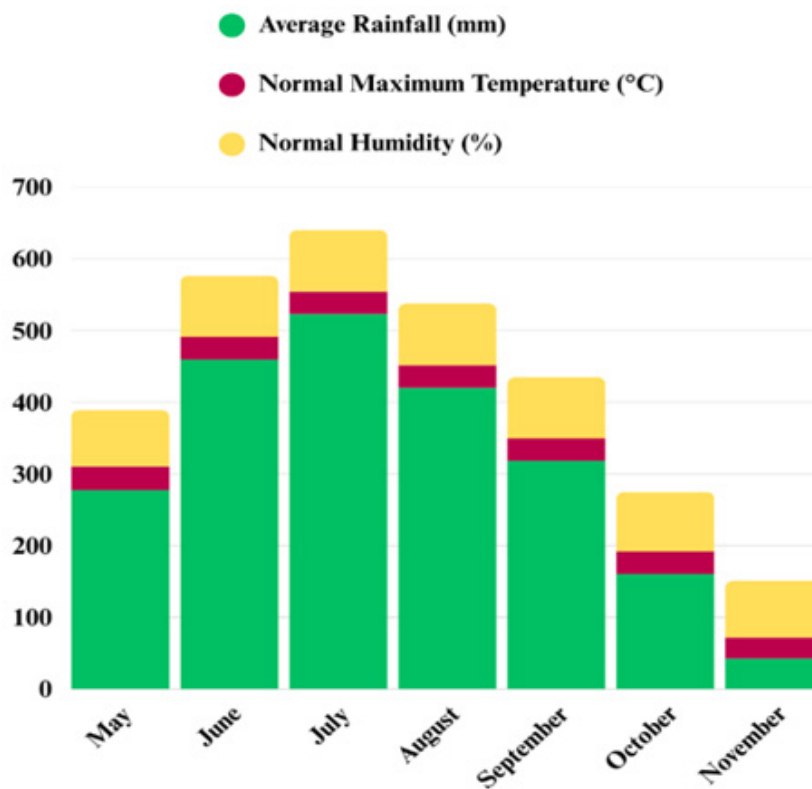
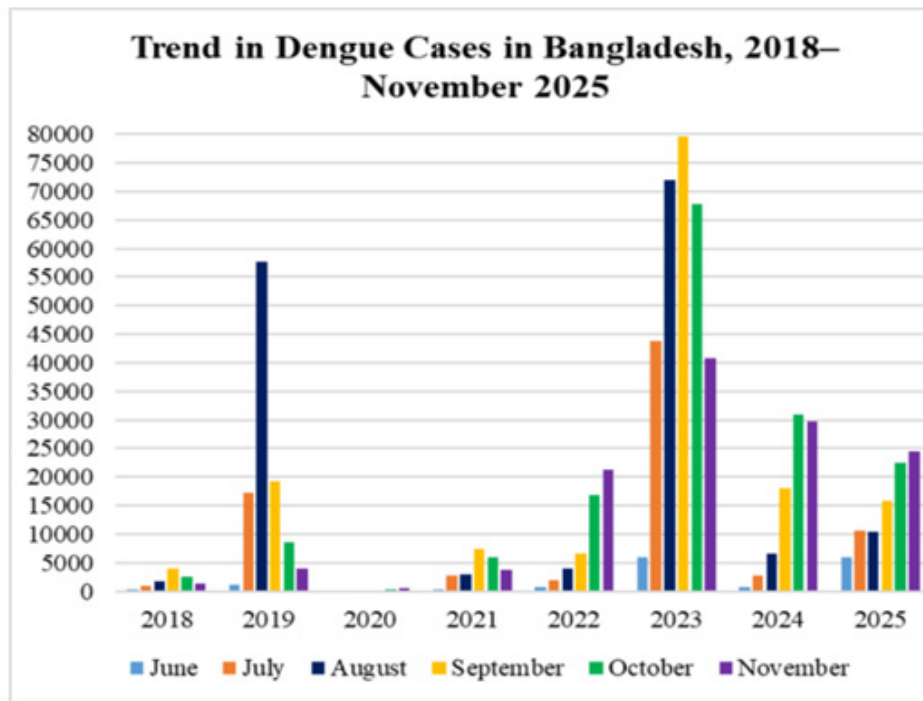


Figure 2. Trend in Dengue Cases in Bangladesh, 2018–November 2025 (Source: DGHS/Bangladesh Meteorological Department). The figure illustrates a clear upward trend in dengue transmission in Bangladesh since 2019, with a brief pause in 2020 consistent with global patterns. From June onwards, cases begin to rise sharply, closely following periods of elevated temperature, humidity, and rainfall. Peaks in dengue incidence consistently occur between September and November in recent years, a pattern that meteorologists attribute to the unusually high rainfall observed in October from 2022 to 2025 (visualized using Canva Illustrator).

Evaluating the various dengue determinants in Bangladesh from 2000 to 2023, researchers from Begum Rokeya University used XGBoost and LightGBM with explainable AI to identify population density, precipitation, temperature, and land-use as key predictors, aligning with recent studies and supporting early-warning systems [36]. A comparative analysis with Singapore found that rainfall fueled dengue transmission in Bangladesh while humidity and sunshine suppressed it—whereas in Singapore, warmer temperatures drove infections and rainfall and humidity helped curb spread [37]. Hossain et al. (2023) identified rapid urbanization, climatic suitability, and the persistent presence of *Aedes* mosquitoes as key drivers of increased human–vector contact and the expanding geographic reach of dengue. Periodic serotype shifts, weak surveillance, limited healthcare capacity, and low public awareness further intensify these risks [38]. Building on this, Khan et al. (2024) highlighted possible post-COVID immune effects, climate variability, dominant viral serotypes, and systemic failures in patient management as contributors to Bangladesh’s recent high fatality rates, underscoring the need for stronger clinical care, more trained personnel, improved vector control, and investment in One Health–based prevention [39].

Examining seasonal dengue patterns from January 2008 to November 2024, Alam et al. (2025) showed that incidence is tightly linked to meteorological conditions, with peaks

strongly correlated with higher temperatures, humidity, rainfall, and wind speed. Their study emphasized the need for future models to integrate real-time meteorological inputs along with urbanization and socioeconomic factors [40]. Islam et al. (2023) similarly argued that combining climate projections with human mobility and socio-environmental variables is essential for forecasting outbreaks and guiding effective prevention strategies [41]. Supporting this, Islam and Hu (2024) identified rapid human movement as a major transmission driver in Bangladesh, with festival gatherings, increased mobility, and post-lockdown shifts all associated with higher case burdens [42]. Ogieuhi et al. (2025) noted that poor sanitation, insecticide resistance, limited vaccine access, low public awareness, and mounting healthcare pressures, combined with climate change and rapid urbanization, collectively heighten dengue risks, especially for vulnerable populations [43].

Common Public Perception Vs Reality

In Bangladesh, dengue perception shows a mix of high awareness of its severity (it’s deadly) but low personal risk (susceptibility), leading to inconsistent prevention, with educated urban dwellers often better informed than rural populations. Table 2 offers an overview of dengue-related knowledge, perception, and attitudes across different Bangladeshi populations.

Table 2. Knowledge, Perception, and Attitudes Towards Dengue in Various Bangladeshi Populations

Study Place/ Population	Knowledge	Perception & Attitude
1,358 youths of capital Dhaka	Higher climate change knowledge; links with dengue awareness	Positive attitude toward dengue–climate connection; socio-demographic/lifestyle factors influence awareness [44]
Students via social media survey	Strong climate-change awareness; weak dengue-prevention knowledge	Solid attitudes; past dengue experience predicts preventive behaviors [45]
1,010 respondents across 9 regions	Widespread awareness; educated/urban/better-off had higher knowledge	Misconceptions persist (e.g., <i>Aedes</i> breed in dirty water); weak preventive practices [46]
Dhaka university students	Good knowledge/practices; gaps in transmission, breeding sites, pregnancy-related risks	Strong attitudes; mixed-unit residents showed weakest preparedness [47]
745 slum dwellers of Dhaka	Recognized dengue severity and transmission	Low perceived personal risk; 60% inadequate preventive measures [48]
1,905 Northern-region residents	Limited awareness; poor understanding of climate-disease link	Perception and attitude not well-developed [49]
401 rural residents, Savar	Moderate knowledge; influenced by education, age, gender, occupation, health beliefs	High perceived severity; preventive practices unsatisfactory [50]
364 rural adults from Puthia & Paba upazila	48.4% had sufficient knowledge; higher education → better awareness	Gaps in understanding transmission/prevention; attitude not emphasized [51]
Scoping review of 27 studies	Moderate knowledge overall; rural/slum populations lower	Varying perception; rural/slum communities had weak preventive practices [52]
484 adults of Cox’s Bazar	Average knowledge (84.3%)	Positive attitude (63%); knowledge/attitude linked to preventive practices [53]

The recent dengue outbreaks, driven by shifting climate patterns, rapid urbanization, dense populations, insecticide resistance, and low public awareness, have severely strained Bangladesh's healthcare system and economy. While climate change strongly shapes dengue (Flavivirus) transmission, insecticide misuse and rising resistance also play critical roles. WHO has warned that fogging is ineffective against *Aedes* mosquitoes, underscoring city corporations' misplaced reliance on mass spraying instead of source reduction, targeted larviciding, and proper vector control. Compounding the problem, widespread metabolic resistance and common kdr mutations have greatly reduced the effectiveness of pyrethroid insecticides, producing very low mosquito mortality even at elevated doses [54-56].

Rainfall influences mosquito growth in complex ways. While light rain creates standing water ideal for breeding, heavy rainfall can destroy breeding sites or wash away larvae, limiting mosquito development. Additionally, wind speed was found to be weakly positively correlated with dengue incidence in Bangladesh. Although many attributed the 2025 outbreak to heavy rainfall, the persistence of dengue had already been evident, with over 320,000 infections and

1,700 deaths recorded in 2023—figures considerably higher than those observed in 2025 (Figure 3). Interestingly, a study conducted in Dhaka revealed that dengue cases actually declined with increasing levels of both rainfall and sunshine, contradicting common public perception [57]. Experts warn that prolonged monsoons and poor waste management have created stagnant water and ecological imbalance, enabling mosquitoes to breed more extensively and intensifying the outbreaks [58].

DISCUSSION AND FINDINGS

Escalating Dengue Burden in Bangladesh

Bangladesh is at the epicenter of the crisis, grappling with unprecedented challenges. By 21 September 2025, deaths had surged 150% and cases had doubled from the previous year [59], and just two months later, by 23 November, infections had topped 90,000 with fatalities reaching 364 [60]—70% higher than six weeks earlier [61]. Hospital admissions, according to dynamic data from the Directorate General of Health Services (DGHS) [62], nearly quadrupled from 5,951 in June to 22,520 in October 2025, pushing an already fragile healthcare system to the brink (Figure 3).

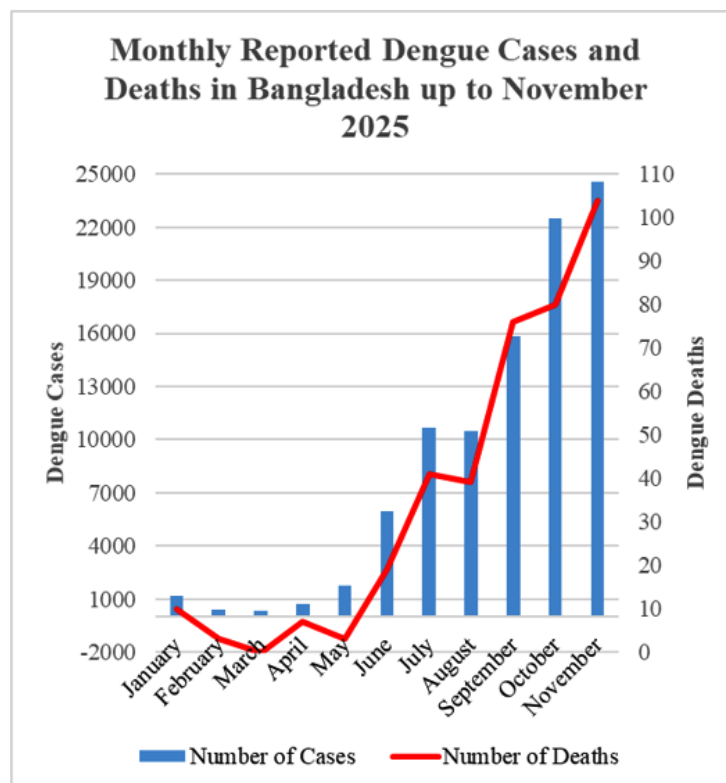


Figure 3. Monthly Incidence of Dengue Cases and Dengue-Related Deaths in Bangladesh up to November 2025 (Source: DGHS). The figure shows a sharp rise in dengue cases and deaths beginning in June, with reported infections nearly quadrupling by October. The situation peaked in November 2025, when more than 24,500 cases and 100 deaths were recorded—over a quarter of the year's total burden concentrated in a single month.

November 2025 brought the crisis to a new peak: on 18 November alone, over 900 viral fever patients flooded hospitals, joining nearly 3,000 dengue cases already under treatment [63]. Since 2023, more than half a million Bangladeshis have been infected and over 2,670 have died—marking the deadliest dengue toll in the nation’s history. By the end of November, total cases had surpassed 94,300, hospitalizations had exceeded 92,000, and deaths had risen to 382. November alone recorded more than 24,500 cases and 104 fatalities, meaning that over one-quarter of the year’s infections and deaths occurred in a single, devastating month [62].

Historical data magnify the crisis. Between 2000 and 2022, Bangladesh recorded 853 dengue-related deaths [39,64], yet

2023 alone more than doubled that total, with 1,705 fatalities and over 321,000 infections—the largest annual outbreak on record (Figure 1). The demographic landscape is shifting. In 2023, women represented roughly 40% of dengue cases but accounted for 57% of deaths [65]. By December 8, 2025, men experienced nearly twice as many cases and over half of all deaths (Figure 4). Notably, in 2023, older adults faced disproportionately severe dengue and higher mortality due to immune vulnerability and comorbidities, with each additional decade raising fatality by 30%, whereas by 2025, young adults aged 21–30 accounted for over a quarter of both cases and deaths [62, 65]. However, older adolescents and young adults also represented more than half of all cases during the 2016, 2018, and 2019 outbreaks [65].

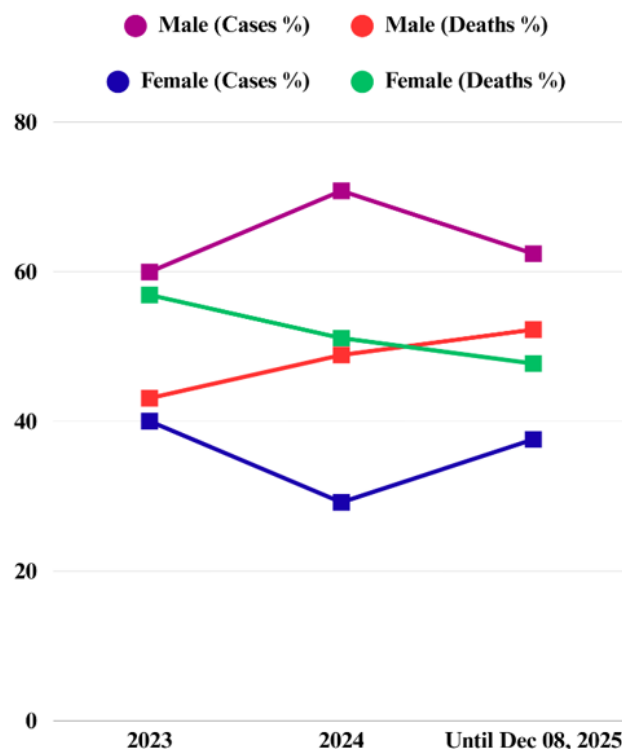


Figure 4. Demographic shifts in male and female cases and deaths, 2023–December 8, 2025 (Data Source: DGHS). The figure illustrates a pronounced demographic transition: male cases surged sharply in 2024 before leveling off in 2025, whereas female cases initially declined and later partially rebounded. Concurrently, male deaths exhibited a steady rise, surpassing female deaths by 2025—a striking reversal from previous years (visualized using Canva Illustrator).

The Overlooked Drivers of Bangladesh’s Escalating Dengue Crisis

The recent dengue outbreaks, fueled by changing climate patterns, rapid urbanization, high population density, insecticide resistance, and low public awareness, have

placed a severe strain on Bangladesh’s healthcare system and economy. While climate change and urban growth are widely acknowledged as major drivers of the rising dengue burden, several less-discussed factors—often tied to uncontrolled urbanization—have intensified the crisis; these interconnected issues, highlighted in recent international

research and media, remain largely overlooked by the public due to limited awareness.

Vegetation Loss, and Rising Temperature

Warmer temperatures accelerate mosquito aging, shortening their lifespan and altering infection patterns [66]. Yet, over successive generations, heat-exposed mosquitoes can develop greater tolerance to viruses without losing vitality, a recent study shows [67]. Global warming has thus become a “perfect storm” for mosquito-borne diseases, affecting every stage of transmission [68].

Urbanization-driven loss of natural vegetation further elevates dengue risk, as areas with reduced green cover provide ideal conditions for mosquito breeding and disease spread, as demonstrated in studies from Mexico [69] and Brazil [70]. In Amazonian Brazil, for example, deforestation of just one square kilometer was linked to 27 additional malaria cases [71].

Between 1989 and 2020, Dhaka lost more than half of its green cover due to rapid urban growth, triggering a significant rise in temperatures [72]. Over three decades, the number of extreme heat days ($\geq 35^{\circ}\text{C}$) nearly doubled, making Dhaka one of the fastest-warming cities in the world, according to the International Institute for Environment and Development [73]. Furthermore, the World Bank reports that the city’s heat index has increased more than 65% faster than the national average [74]. These hotter, denser conditions let *Aedes* mosquitoes adapt to heat, building stronger virus tolerance and becoming even more efficient carriers [63]. A climate projection from a decade ago indicates that, without adaptation, a 3.3°C increase by 2100 could result in more than 16,000 additional dengue cases [75].

Population Density, Poor Sanitation, and Waste Disposal

Rapid urbanization and extreme population density in Bangladesh are creating ideal conditions for intensified dengue transmission. In overcrowded cities with inadequate sanitation, stagnant water accumulates easily, offering abundant breeding sites for *Aedes* mosquitoes. Dhaka—home to more than 75,000 people per square mile [76]—is now the world’s second most densely populated city [77], and its tightly packed, human-built landscape accelerates *Aedes aegypti* growth, reproduction, and survival far more than suburban or rural settings [78]. Monsoon-season spikes in heat, humidity, and rainfall further amplify this risk, with

2019 data showing that nearly 90% of dengue cases erupted between June and October, overwhelmingly concentrated in the city’s hottest, most densely built neighborhoods [79]. Dengue hotspots consistently emerge where population density is highest, particularly in Thanas such as Badda, Jatrabari, Kadamtali, Mirpur, Mohammadpur, Sobujbagh, Shyampur, Tejgaon, Dhanmondi, and Uttara, where close human–mosquito contact further amplifies transmission [80].

In Bangladesh, roughly 40% of the population lives in urban areas, with over half residing in densely packed slums [81]. Communities without adequate sanitation—especially in these overcrowded settlements—are highly vulnerable to mosquito-borne diseases such as dengue and chikungunya [82]. Dhaka’s congested neighborhoods, compounded by poor sanitation, provide abundant stagnant water, creating ideal breeding grounds for mosquitoes. More than one-third of the population still lacks access to safely managed sanitation, and UNICEF estimates that about 230 tons of fecal waste enter Dhaka’s 4,500-kilometer drainage network every day. The system is already 70% clogged with trash and debris because of poor infrastructure and longstanding neglect, according to the Institute of Water Modelling [83,84]. As a result, even moderate rainfall creates stagnant, mosquito-infested pools—a problem further intensified by flooding and extreme weather across both urban and rural areas [85]. Additionally, in many dense urban neighborhoods, inconsistent water supply forces residents to store water in containers [43], a practice well documented in neighboring India, further increasing the risk of mosquito-borne diseases [86].

Poor waste management is a critical driver of dengue risk among both children and adults—and in urban Bangladesh this threat looms large. Shockingly, 55% of solid waste in urban areas remains uncollected, creating ideal breeding grounds for the mosquitoes that spread the disease [87]. Evidence from urban Thiruvananthapuram, South India, indicates that inadequate waste management infrastructure can be associated with a 40% higher incidence of dengue and chikungunya cases [88]. Likewise, studies in informal urban settlements in Indonesia and Fiji reported that by age 4–5, over half of children had already been infected, highlighting how insufficient waste disposal accelerates early exposure to dengue [89].

Pollution as a Trigger for viral resistance and mosquito dynamics

The WHO estimates that nearly a quarter of human diseases and deaths stem from long-term exposure to pollution [90]. While research on environmental impacts on dengue in Bangladesh remains limited, international studies underscore their significance. Recent findings from cities in Taiwan [91], Singapore [92], Guangzhou [93], Upper Northern Thailand [94], Melaka, Malaysia [95], and Greater São Paulo [96] demonstrate that air pollutants—such as particulate matter PM_{2.5}, SO₂, O₃, CO, and NO_x—interact with climate factors to influence mosquito populations, viral activity, and human immunity to the virus. These impacts, however, vary depending on pollutant type, concentration, and region, often producing complex, non-linear effects on mosquito dynamics. Interestingly, a study covering 76 provinces in Thailand from 2003 to 2021 found that higher surface concentrations of SO₂ and PM_{2.5} were generally associated with lower incidences of dengue, malaria, chikungunya, and Japanese encephalitis, likely due to adverse effects on mosquito survival and behavior [97]. These findings highlight the need for further research.

A Lancet study reported that improperly discarded plastics accumulate stagnant water, creating ideal breeding sites for *Aedes* mosquitoes that transmit dengue, Zika, chikungunya, and yellow fever, thereby directly increasing vector populations. Indirectly, plastic debris also clogs drainage systems, producing large stagnant pools that promote mosquito proliferation and elevate the risk of diseases such as malaria [98]. Bangladesh is now experiencing an alarming rise in micro plastic pollution. Just three rivers—Meghna, Karnaphuli, and Rupsha discharge nearly one million metric tons of mismanaged plastic each year [99]. In total, 36 rivers in Bangladesh are among the 1,656 waterways worldwide responsible for 80% of global riverine plastic emissions [100]. Per-capita plastic consumption has tripled—from 9 kg in 2005 to 2020—while COVID-19 contributed an additional 78,000 tons in a single year, according to a 2021 report by the Environment and Social Development Organization (ESDO) [101].

In Dhaka, per-capita use reaches 24 kg, and nearly one-eighth of all plastic waste ends up in canals and rivers. An estimated 23,000 to 36,000 tons of plastic waste accumulate annually across 1,212 dumping hotspots surrounding the Buriganga,

Turag, Balu, and Shitalakhsya rivers, a trend highlighted by a former World Bank country director during a program in Dhaka [102]. Beyond environmental degradation, this rising plastic burden may intensify mosquito-borne disease risks: researchers from the Beijing Institute of Microbiology and Epidemiology show that mosquitoes exposed to micro plastics can transfer them to mammals, develop altered gut microbiomes, experience delayed development, and exhibit reduced insecticide susceptibility—factors that could heighten disease transmission [103]. Also, micro plastics can adsorb pyrethroid insecticides such as deltamethrin, reducing the concentration available to act on mosquitoes. However, because the findings rely on a single study and other research shows conflicting results, more evidence is needed to clarify how micro plastic exposure influences mosquito dynamics and dengue transmission.

Construction Sites and High-Rises: Major Breeding Grounds Driving Dengue in Dhaka

Dhaka's rapid and largely unplanned urban expansion has transformed the city into a highly conducive environment for *Aedes* mosquito proliferation. Numerous under-construction buildings, left exposed to the elements, now serve as prime breeding grounds for the vectors of dengue. Surveys indicate that, in the decade preceding 2016, an average of 95,000 new structures were erected annually within the jurisdiction of the Rajdhani Unnayan Kartripakkha (RAJUK). Over the subsequent fifteen years, at least 64,000 additional buildings were constructed across the capital [104,105]. In July 2020, inspections conducted by the Dhaka North City Corporation (DNCC) revealed that nearly 70% (8,764 out of 12,619) of homes and construction sites surveyed across 55 wards harbored potential *Aedes* breeding sources [106]. These inspections were carried out in collaboration with the National Malaria Elimination and *Aedes* Transmitted Disease Control Programme under the Directorate General of Health Services (DGHS).

The following year, the situation deteriorated further. A 2021 DGHS study covering 70 areas of Dhaka reported alarming *Aedes* densities, with the Breteau Index (BI)—the number of water-holding containers infested with larvae per 100 houses—rising to 23.3 in Lalmatia and Iqbal Road (Ward 32, DNCC) and 20.0 in Sayedabad and Uttar Jatrabari (Ward 48, DSCC). High-rise buildings accounted for over 45% of breeding sites, followed by under-construction structures

at nearly 35% [107]. In 2024, the former Mayor of DSCC warned that construction would be halted wherever *Aedes* larvae were detected and that dengue control drives would be launched in advance of the rainy season, alongside the government's seven-year National Dengue Prevention and Control Strategy [108]. The most recent pre-monsoon survey, conducted jointly by the DGHS Communicable Disease Control Programme and the Institute of Epidemiology, Disease Control and Research (IEDCR), presents a similarly concerning picture: multistory buildings accounted for almost 60% of *Aedes* larvae, with a further 20% found in under-construction sites [109].

From Neglect to Epidemic: How Policy Failures Worsened Dengue in Bangladesh

Bangladesh's authorities have repeatedly failed to curb *Aedes* populations, persisting with outdated chemical approaches while neglecting structural determinants and community-level interventions. Government action has remained fragmented and reactive; in 2023, officials proved unable to control *Aedes* mosquitoes, opting instead to fault households and impose ethically questionable fines. Such mismanagement and flawed strategies have allowed dengue transmission to escalate unchecked, rendering official prevention efforts largely performative (Figure 5). Transparency International Bangladesh has identified several drivers of high mortality, including inadequate

hospital staffing, delayed diagnoses, false-negative NS1 results, weak vector-control measures, and limited healthcare capacity beyond Dhaka [110]. Experts further warn that the absence of strategic planning, non-adherence to WHO guidelines, and the failure to involve qualified public-health professionals have deepened the crisis. By 2024, South Asia was experiencing its most severe dengue epidemic on record, with Bangladesh and India reporting thousands of deaths as hospitals were overwhelmed. Concerns have mounted over inadequate anti-mosquito measures and the near absence of public awareness campaigns, shortcomings partly attributed to the lack of elected union parishad leadership under the interim government. Yet Dhaka's two city corporations have spent more than BDT 1,000 crore (over USD 81 million) on mosquito-control programs in the past decade, even as the capital continues to account for the majority of infections and fatalities [111]. In 2023 alone, Dhaka recorded more than half of all cases and nearly 70 per cent of fatalities, underscoring that vector-borne outbreaks transcend partisan boundaries [112]. In FY 2024–25, Dhaka South City Corporation spent less than 40 per cent of its overall budget despite increasing its mosquito-control allocation by 19% [113]. Weak implementation, poor coordination, obsolete operational strategies, and persistent shortages of chemicals and manpower have severely undermined larviciding, mosquito-control, and drain-cleaning activities.




Figure 5. Key Drivers of Bangladesh's Rising Dengue Surge. Bangladesh's dengue surge reflects a dangerous convergence of climate stress, rapid urbanization, dense settlements, and chronic sanitation failures, which together have created ideal conditions for *Aedes* mosquitoes to flourish. Shifting infection patterns—rising male fatalities, high hospital admissions, and a disproportionate burden on young people—underscore a worsening public-health emergency driven by environmental degradation, waste mismanagement, and construction-related breeding sites. The infographic illustrates how these interconnected pressures—heat, overcrowding, poor waste disposal, irregular water supply, declining green cover, and ineffective vector control—are fueling an escalating nationwide epidemic.

CONCLUSIONS

In Bangladesh, rising temperatures, unplanned urban expansion, and worsening pollution have created conditions that strongly favor mosquito proliferation, turning rapid development into a relentless battle against one of the country's deadliest tiny predators. The persistent and evolving threat of dengue underscores the need for timely hospitalization—because the illness can deteriorate quickly—as well as systematic research to understand how environmental pollution, climate variability, and extensive pesticide use are shaping viral resistance and mosquito behavior. Media coverage has largely failed to capture the severity of the crisis, and domestic research remains limited, often attributing outbreaks only to erratic rainfall, monsoon shifts, and stagnant water.

These grim outcomes point to deeper systemic failures, including a lack of public awareness, inadequate hospital staffing, limited healthcare capacity, delayed diagnoses, weak and poorly coordinated vector-control measures, insecticide resistance, limited access to effective vaccines, the absence of strategic planning, failure to follow WHO guidelines, and persistent corruption and negligence, all compounded by the exclusion of qualified public health professionals from decision-making.

Yet evidence from regions with similar dengue patterns points to several overlooked drivers, including air pollution, pesticide and micro plastic resistance, and the complex interactions between rapid urbanization and mosquito ecology. With low levels of health literacy, even strong research rarely translates into public awareness or policy reform, and progress in evidence-based studies remains slow. Coordinated efforts that combine early clinical care with rigorous scientific investigation are therefore essential to mitigating the country's growing dengue burden.

This national tragedy is part of a much larger global shift. A study in *Nature* warns that by 2080, nearly three in five people could be at risk of dengue [114]. Last year alone, more than fourteen million people were infected worldwide—twice the previous year and twelve times higher than a decade ago [115,116]. As climate instability, unplanned urbanization, and expanding mosquito habitats intensify, dengue is no longer a regional challenge—it is an emerging pandemic that demands urgent international action. The time to act is now, before a greater catastrophe unfolds and more lives are lost.

ABBREVIATIONS

BI: Breteau Index; DGHS: Directorate General of Health Services; DNCC: Dhaka North City Corporation; DSCC: Dhaka South City Corporation; IEDCR: The Institute of Epidemiology, Disease Control and Research; NS1: Nonstructural Protein 1; RAJUK: Rajdhani Unnayan Kartripakkha; WHO: World Health Organization.

DATA AVAILABILITY STATEMENT

The data used in this study were obtained from the Dengue Dynamic Dashboard for Bangladesh, maintained by the Directorate General of Health Services (DGHS), Health Emergency Operation Center & Control Room. These data are publicly available at: https://dashboard.dghs.gov.bd/pages/heoc_dengue_v1.php

FINANCIAL SUPPORT

None.

CONFLICT OF INTEREST

None.

DECLARATION OF PATIENT CONSENT

N/A.

REFERENCES

1. Jackson A. World mosquito Day 2025. (2025). A Global Health Crisis. Australia: World Mosquito Program.
2. Roiz D, Pontifes PA, Jourdain F, Diagne C, Leroy B, Vaissière AC, et al. (2024). The rising global economic costs of invasive *Aedes* mosquitoes and *Aedes*-borne diseases. *Sci Total Environ.* 933:173054.
3. WHO Africa Region. (2023). Malaria. Switzerland: World Health Organization.
4. United Nations Office for Disaster Risk Reduction (UNDRR), International Science Council (ISC). (2025). UNDRR–ISC Hazard Information Profiles – 2025 Update: BI0207 Dengue. United Nations Office for Disaster Risk Reduction; International Science Council.
5. Ahmad LCRQ, Gill BS, Sulaiman LH, Muhamad NA, Singh S, Tee KK, et al. (2025). Molecular epidemiology of dengue in Southeast Asia (SEA): Protocol of systematic review and meta-analysis. *BMJ Open.* 15(4):e088890.
6. Weng SL, Hung FY, Li ST, Liou BH, Yeung CY, Tai YL, et al. (2025). Dengue Epidemiology in 7 Southeast Asian Countries: 24-Year, Retrospective, Multicountry Ecological Study. *Interact J Med Res.* 14:e70491.
7. Bishen S. (2024). The world is in the grip of a record dengue fever outbreak. What's causing it and how can it be stopped? *World Economic Forum.*
8. World Health Organization. (2024). Dengue - Global situation. *Disease Outbreak News.*
9. CDC. Current dengue outbreak. Centers for Disease Control and Prevention. Updated July 29, 2025.
10. eClinicalMedicine. (2024). Dengue as a growing global health concern. 77:102975.
11. Zhang WX, Zhao TY, Wang CC, He Y, Lu HZ, Zhang HT, et al. (2025). Assessing the global dengue burden: Incidence, mortality, and disability trends over three decades. *PLoS Negl Trop Dis.* 19(3):e0012932.
12. WHO. (2025). Dengue fact sheet. Switzerland: World Health Organization.
13. Wei S, Zhang T, Sun S, Liang Y, Zhou W, Li W, et al. (2025). The shift in Mosquito-borne diseases incidence across Asia-Pacific region (1992-2021): insights from an Age-Period-Cohort analysis using the global burden of disease study 2021. *BMC Public Health.* 25(1):3373.
14. Kim JH, Lim AY, Kim SH. (2025). Evaluating the effectiveness of dengue surveillance in the tropical and sub-tropical Asian nations through dengue case data from travelers returning to the five Western Pacific countries and territories. *Travel Med Infect Dis.* 64:102802.
15. Lim A, Shearer FM, Sewalk K, Pigott DM, Clarke J, Ghouse A, et al. (2025). The overlapping global distribution of dengue, chikungunya, Zika and yellow fever. *Nat Commun.* 16(1):3418.
16. CDC. (2025). Areas with Risk of Dengue. Centers for Disease Control and Prevention; Updated December 8, 2025.
17. Ulgheri FM, Bernardes BG, Lancellotti M. (2025). Decoding Dengue: A Global Perspective, History, Role, and Challenges. *Pathogens.* 14(9):954.
18. Morin CW, Comrie AC, Ernst K. (2013). Climate and dengue transmission: evidence and implications. *Environ Health Perspect.* 121(11-12):1264-1272.
19. Fengliu F, Ma Y, Qin P, Zhao Y, Liu Z, Wang W, et al. (2024). Temperature-Driven Dengue Transmission in a Changing Climate: Patterns, Trends, and Future Projections. *GeoHealth.* 8(10):e2024GH001059.
20. Benedum CM, Seidahmed OME, Eltahir EAB, Markuzon N. (2018). Statistical modeling of the effect of rainfall flushing on dengue transmission in Singapore. *PLoS Negl Trop Dis.* 12(12):e0006935.
21. Sophia Y, Roxy MK, Murtugudde R, Karipot A, Sapkota A, Dasgupta P, et al. (2025). Dengue dynamics, predictions, and future increase under changing monsoon climate in India. *Sci Rep.* 15(1):1637.
22. Monintja TCN, Arsin AA, Amiruddin R, Syafar M. (2021). Analysis of temperature and humidity on dengue hemorrhagic fever in Manado Municipality. *Gac Sanit.* 35(Suppl 2):S330-S333.
23. Gui H, Gwee S, Koh J, Pang J. (2021). Weather Factors Associated with Reduced Risk of Dengue Transmission in an Urbanized Tropical City. *Int J Environ Res Public Health.* 19(1):339.
24. Chaiyarit J, Sriwongsuk K, Putepapas S, Intarasaksit P. (2025). Environmental health factors influencing dengue: a systematic review with thematic categorization. *Int J Environ Health Res.* 13:1-15.

25. Nature Education. (2014). Dengue Transmission. Nature.com.
26. Lozano-Fuentes S, Hayden MH, Welsh-Rodriguez C, Ochoa-Martinez C, Tapia-Santos B, Kobylinski KC, et al. (2012). The dengue virus mosquito vector *Aedes aegypti* at high elevation in Mexico. *Am J Trop Med Hyg.* 87(5):902-909.
27. Sieghart L, Rogers D. (2015). Bangladesh: The Challenges of Living in a Delta Country. USA: World Bank Blogs.
28. Islam MA, Sato T. (2021). Influence of Terrestrial Precipitation on the Variability of Extreme Sea Levels along the Coast of Bangladesh. *Water.* 13(20):2915.
29. Miah D. (2024). Sustainable river management in Bangladesh: Challenges and ways forward. *The Climate Watch.*
30. Raza W, Mahmud I, Hossain R. (2021). Bangladesh: Finding it difficult to keep cool. Washington, DC: World Bank.
31. Hasan MN, Khalil I, Chowdhury MAB, Rahman M, Asaduzzaman M, Billah M, et al. (2024). Two decades of endemic dengue in Bangladesh (2000–2022): trends, seasonality, and impact of temperature and rainfall patterns on transmission dynamics. *J Med Entomol.* 61(2):345-353.
32. Bonna AS, Pavel SR, Mehjabin T, Ali M. (2023). Dengue in Bangladesh. *Int J Infect Dis.* 1:100001.
33. Najmus Sakib SM. (2025). Heavy rains may double dengue cases in Oct. Bangladesh: The Financial Express. October 4, 2025.
34. TBS Report. (2025). Why Bangladesh seeing so much rain in October? Bangladesh: The Business Standard. October 11, 2025.
35. Islam J, Frentiu FD, Devine GJ, Bambrick H, Hu W. (2025). A state-of-the-science review of long-term predictions of climate change impacts on dengue transmission risk. *Environ Health Perspect.* 133(5):56002.
36. Rahman MS, Shiddik MAB. (2025). Explainable artificial intelligence for predicting dengue outbreaks in Bangladesh using eco-climatic triggers. *Glob Epidemiol.* 10:100210.
37. Islam MT, Kamal ASMM, Islam MM, Hossain S. (2025). Time series patterns of dengue and associated climate variables in Bangladesh and Singapore (2000–2020): A comparative study of statistical models to forecast dengue cases. *Int J Environ Health Res.* 35(9):2289-2299.
38. Hossain MS, Noman AA, Mamun SMAA, Mosabbir AA. (2023). Twenty-two years of dengue outbreaks in Bangladesh: Epidemiology, clinical spectrum, serotypes, and future disease risks. *Trop Med Health.* 51(1):37.
39. Khan S, Akbar SMF, Mahtab MA, Yahiro T, Hashimoto T, Kimitsuki K, et al. (2024). Bangladesh records persistently increased number of dengue deaths in recent years: Dissecting the shortcomings and means to resolve. *IJID Reg.* 12:100395.
40. Alam KE, Ahmed MJ, Chalise R, Rahman MA, Mathin TT, Bhuiyan MIH, Bhandari P, et al. (2025). Time series analysis of dengue incidence and its association with meteorological risk factors in Bangladesh. *PLoS One.* 20(8):e0323238.
41. Islam MA, Hasan MN, Tiwari A, Raju MAW, Jannat F, Sangkham S, Shamma MI, et al. Correlation of dengue and meteorological factors in Bangladesh: A public health concern. *Int J Environ Res Public Health.* 20(6):5152.
42. Islam J, Hu W. (2024). Rapid human movement and dengue transmission in Bangladesh: A spatial and temporal analysis based on different policy measures of COVID-19 pandemic and Eid festival. *Infect Dis Poverty.* 13(1):99.
43. Ogieuhi IJ, Ahmed MM, Jamil S, Okesanya OJ, Ukoaka BM, Eshun G, et al. (2025). Dengue fever in Bangladesh: rising trends, contributing factors, and public health implications. *Trop Dis Travel Med Vaccines.* 11(1):26.
44. Siddique AB, Hasan M, Ahmed A, Rahman MH, Sikder MT. (2024). Youth's climate consciousness: unraveling the Dengue-climate connection in Bangladesh. *Front Public Health.* 12:1346692.

45. Rahman MS, Karamehic-Muratovic A, Baghbanzadeh M, Amrin M, Zafar S, Rahman NN, et al. (2021). Climate change and dengue fever knowledge, attitudes and practices in Bangladesh: a social media-based cross-sectional survey. *Trans R Soc Trop Med Hyg.* 115(1):85-93.
46. Hossain MI, Alam NE, Akter S, Suriea U, Aktar S, Shifat SK, et al. (2021). Knowledge, awareness and preventive practices of dengue outbreak in Bangladesh: A countrywide study. *PLoS One.* 16(6):e0252852.
47. Rahman MM, Khan SJ, Tanni KN, Roy T, Chisty MA, Islam MR, et al. (2022). Knowledge, Attitude, and Practices towards Dengue Fever among University Students of Dhaka City, Bangladesh. *Int J Environ Res Public Health.* 19(7):4023.
48. Rahman MM, Tanni KN, Roy T, Islam MR, Al Raji Rumi MA, Sadman Sakib M, et al. (2023). Knowledge, Attitude and Practices Towards Dengue Fever Among Slum Dwellers: A Case Study in Dhaka City, Bangladesh. *Int J Public Health.* 68:1605364.
49. Rahman MS, Amrin M, Chowdhury AH, Suwanbamrung C, Karamehic-Muratovic A. (2025). Knowledge and beliefs about climate change and emerging infectious diseases in Bangladesh: Implications for one health approach. *J Health Popul Nutr.* 44(1):360.
50. Banik R, Islam MS, Mubarak M, Rahman M, Gesesew HA, Ward PR, et al. (2023). Public knowledge, belief, and preventive practices regarding dengue: Findings from a community-based survey in rural Bangladesh. *PLoS Negl Trop Dis.* 17(12):e0011778.
51. Olaniyan SA, Hussein JB, Oke MO, Akinwande BA, Workneh TS, Ayodele M, et al. (2025). Assessment of the physicochemical characteristics of by-products of cassava processing and their effects on biodiversity. *Environ Monit Assess.* 197(5):533.
52. Chowdhury SMMH, Rashid MA, Trisha SY, Ibrahim M, Hossen MS. (2025). Dengue Investigation Research in Bangladesh: Insights From a Scoping Review. *Health Sci Rep.* 8(3):e70568.
53. Pure E, Husna ALA, Rokony S, Thowai AS, Moulee ST, Jahan A, et al. (2025). Knowledge, attitude, and practices regarding dengue infection: A community-based study in rural Cox's Bazar. *J Commun Dis.* 57(1):121-130.
54. Mohiuddin AK. (2019). Dengue protection and cure: Bangladesh perspective. *Eur J Sustain Dev Res.* 4(1):em0104.
55. Al-Amin HM, Johora FT, Irish SR, Hossainey MRH, Vizcaino L, Paul KK, et al. (2020). Insecticide resistance status of *Aedes aegypti* in Bangladesh. *Parasit Vectors.* 13(1):622.
56. Al-Amin HM, Gyawali N, Graham M, Alam MS, Lenhart A, Hugo LE, et al. (2023). Insecticide resistance compromises the control of *Aedes aegypti* in Bangladesh. *Pest Manag Sci.* 79(8):2846-2861.
57. Hossain S, Islam MdM, Hasan MdA, Chowdhury PB, Easty IA, Tusar MdK, et al. (2023). Association of climate factors with dengue incidence in Bangladesh, Dhaka City: A count regression approach. *Heliyon.* 9(5):e16053.
58. Paul R, Fincher C. (2025). Bangladesh sees worst single-day surge in dengue cases and deaths this year. Reuters.
59. Rahman A. (2025). Dengue deaths up 150%, cases double compared to last year. Bangladesh: Bonik Barta.
60. UNB. (2025). 8 more dead, 778 hospitalised as Bangladesh fails to curb dengue. Bangladesh: United News of Bangladesh.
61. Paul R. (2025). Dengue cases surge across Bangladesh as experts call for urgent action. Reuters.
62. DGHS/UNICEF. (2025). Dengue Dynamic Dashboard for Bangladesh. Health Emergency Operation Center & Control Room, Directorate General of Health Services.
63. News Desk. (2025). Dengue: Four more die, 920 hospitalised in 24Hrs. Daily Sun.
64. Asaduzzaman M, Khan EA, Hasan MN, Rahman M, Ashrafi SAA, Haque F, et al. (2025). The 2023 dengue fatality in Bangladesh: Spatial and demographic insights. *IJID Reg.* 15:100654.
65. Hossain MS, Noman AA, Mamun SMAA, Mosabbir AA. (2023). Twenty-two years of dengue outbreaks in Bangladesh: Epidemiology, clinical spectrum, serotypes, and future disease risks. *Trop Med Health.* 51(1):37.
66. Barr JS, Martin LE, Tate AT, Hillyer JF. (2024). Warmer environmental temperature accelerates aging in mosquitoes, decreasing longevity and worsening infection outcomes. *Immun Ageing.* 21:61.

67. Perdomo HD, Khorramnejad A, Cham NM, Kropf A, Sogliani D, Bonizzoni M. (2025). Prolonged exposure to heat enhances mosquito tolerance to viral infection. *Commun Biol.* 8:168.
68. Jacobo J. (2025). Mosquitoes found in Iceland for 1st time as temperatures in the region rise. ABC News.
69. Galeana-Pizaña JM, Cruz-Bello GM, Caudillo-Cos CA, Jiménez-Ortega AD. (2024). Impact of deforestation and climate on spatio-temporal spread of dengue fever in Mexico. *Spat Spatio-Temporal Epidemiol.* 50:100679.
70. Andrade AC, Falcão LA, Borges MA, Leite ME, Espírito Santo MM. (2024). Are land use and cover changes and socioeconomic factors associated with the occurrence of dengue fever? A case study in Minas Gerais State, Brazil. *Resources.* 13(3):38.
71. Chaves LS, Conn JE, López RV, Sallum MA. (2018). Abundance of impacted forest patches <5 km² is a key driver of the incidence of malaria in Amazonian Brazil. *Sci Rep.* 8(1):7077.
72. Nawar N, Sorker R, Chowdhury FJ, Mostafizur Rahman Md. (2022). Present status and historical changes of urban green space in Dhaka City, Bangladesh: A remote sensing driven approach. *Environ Chall.* 6:100425.
73. IIED. (2024). Hot Cities: Dhaka. International Institute for Environment and Development, London.
74. World Bank. (2025). Bangladesh faces health and economic risks from rising temperature. Press Release
75. Banu S, Hu W, Guo Y, Hurst C, Tong S. (2014). Projecting the impact of climate change on dengue transmission in Dhaka, Bangladesh. *Environ Int.* 63:137-142.
76. Quam J, Campbell S. (2022). South Asia: Urban Geography I – Dhaka. In: *The Eastern World: Daily Readings on Geography.* College of DuPage Digital Press.
77. UNB. (2025). Dhaka world's 2nd largest city with 36.6 million: UN. The Daily Star.
78. Sultana A, Islam A, Hosna A, Tahsin A, Islam A. (2024). The impact of urbanization on the proliferation of *Aedes aegypti* (Diptera: Culicidae) mosquito population in Dhaka Mega City, Bangladesh. *Bangladesh J Zool.* 52(2):201-215.
79. Kamal ASMM, Al-Montakim MN, Hasan MA, Mitu MMP, Gazi MY, Uddin MM, et al. (2023). Relationship between urban environmental components and dengue prevalence in Dhaka City—An approach of spatial analysis of satellite remote sensing, hydro-climatic, and census dengue data. *Int J Environ Res Public Health.* 20(5):3858.
80. Roy S, Biswas A, Shawon MT, Akter S, Rahman MM. (2024). Land use and meteorological influences on dengue transmission dynamics in Dhaka City, Bangladesh. *Bull Natl Res Cent.* 48:32.
81. Inspira Advisory and Consulting Limited. (2023). Challenges of slum living in Bangladesh: A closer look at WASH inequities in Bangladesh's slums. Inspira-bd.com.
82. Paulson W, Kodali NK, Balasubramani K, Dixit R, Chellappan S, Behera SK, et al. (2022). Social and housing indicators of dengue and chikungunya in Indian adults aged 45 and above: Analysis of a nationally representative survey (2017–18). *Arch Public Health.* 80(1):125.
83. UNICEF. (2025). 230 tons of fecal waste end up in open water bodies in Dhaka daily — UNICEF and WaterAid call for stronger sanitation management. UNICEF Bangladesh.
84. Alam HMN. (2025). Dhaka's drains, dengue, and denial. The Daily Star.
85. Islam J, Asif MH, Rahman S, Hasan M. (2024). Exploring mosquito hazards in Bangladesh: Challenges and sustainable solutions. *IUBAT Rev.* 7(2):1-29.
86. Nature India. (2021). Poor access to tap water linked to dengue risk.
87. UNB. (2024). A roundtable discussion on 'Solid Waste Management – Challenges and Solutions for Bangladesh'. United Nations Bangladesh.
88. Sasi MS, Lal N. (2024). The impact of solid waste management practices on vector-borne disease risk in Thiruvananthapuram. *Int J Multidiscip Res.* 6(4):1-10.
89. Rosser JI, Openshaw JJ, Lin A, Taruc RR, Tela A, Tamodding N, et al. (2025). Seroprevalence, incidence estimates, and environmental risk factors for dengue, chikungunya, and Zika infection amongst children living in informal urban settlements in Indonesia and Fiji. *BMC Infect Dis.* 25(1):51.

90. World Health Organization. (2023). Climate change, pollution and health: Impact of chemicals, waste and pollution on human health. Executive Board EB154/24. Geneva: WHO.
91. Lu HC, Lin FY, Huang YH, Kao YT, Loh EW. (2022). Role of air pollutants in dengue fever incidence: Evidence from two southern cities in Taiwan. *Pathog Glob Health*. 117(6):596-604.
92. Mailepessov D, Ong J, Aik J. (2025). Influence of air pollution and climate variability on dengue in Singapore: A time-series analysis. *Sci Rep*. 15(1):13467.
93. Ju X, Zhang W, Yimaer W, Lu J, Xiao J, Qu Y, et al. (2022). How air pollution altered the association of meteorological exposures and the incidence of dengue fever. *Environ Res Lett*. 17(12):124041.
94. Thongtip S, Sapbamrer P, Chaichanan P, Chiablam S, Pimonsree S. (2025). Association of meteorology and air quality with dengue fever incidence in upper northern Thailand. *EnvironmentAsia*. 18(1):164-173.
95. Mohammad AKH, Che Dom N, Do Camalxaman S, Syed Ismail SN. (2020). Correlational analysis of air pollution index levels on dengue surveillance data: A retrospective study in Melaka, Malaysia. *J Sustain Sci Manag*. 15(8):1-9.
96. Carneiro MAF, Alves BDCA, Gehrke FS, Domingues JN, Sá N, Paixão S, et al. (2017). Environmental factors can influence dengue reported cases. *Rev Assoc Med Bras* (1992). 63(11):957-961.
97. Tewari P, Ma P, Gan G, Janhavi A, Choo ELW, Koo JR, et al. (2023). Non-linear associations between meteorological factors, ambient air pollutants and major mosquito-borne diseases in Thailand. *PLoS Negl Trop Dis*. 17(12):e0011763.
98. Maquart P-O, Froehlich Y, Boyer S. (2022). Plastic pollution and infectious diseases. *Lancet Planet Health*. 6(10):e842-e845.
99. Afroze CA, Ahmed MN, Azam MN, Jahan R, Rahman H. (2026). Microplastics pollution in Bangladesh: A decade of challenges, impacts, and pathways to sustainability. *Integr Environ Assess Manag*. 22(1):98-115.
100. Meijer LJJ, van Emmerik T, van der Ent R, Schmidt C, Lebreton L. (2021). More than 1000 rivers account for 80% of global riverine plastic emissions into the ocean. *Sci Adv*. 7(18):eaaz5803.
101. Environment and Social Development Organization (ESDO). (2021). Huge use of poly bag: 78 thousand tons of waste in a year. ESDO.
102. Chowdhury SI. (2021). Urban per capita plastic use 9 kg, 24 kg in Dhaka. *New Age*.
103. Li JH, Liu XH, Liang GR, Gao HT, Guo SH, Zhou XY, et al. (2024). Microplastics affect mosquito from aquatic to terrestrial lifestyles and are transferred to mammals through mosquito bites. *Sci Total Environ*. 917:170547.
104. Shopon HU-R. (2025). Dhaka: Unplanned city faces a grand spectacle of risks (Article in Bengali). *Deutsche Welle*.
105. Hassan A. (2024). Building faults overlooked if officials are appeased. *Prothomalo*.
106. Tribune Desk. (2020). Potential *Aedes* breeding grounds found in 70% DNCC homes. *Dhaka Tribune*.
107. Staff Correspondent. (2021). Greetings and promises on our 15th anniversary. *Aedes* reproduction--High rises mainly responsible. *Daily Sun*.
108. TBS Report. (2024). Construction work will be halted if *Aedes* larvae found on site: Mayor Taposh. *The Business Standard*.
109. Staff Correspondent. (2025). Dengue infection: 13 Dhaka wards at high risk. *The Daily Star*.
110. Kamal M, Sultana R, Julkarnayeen M. (2023). Dengue crisis prevention and control: Governance challenges and way forward. *Transparency International Bangladesh*.
111. Islam MdJ. (2025). Dengue rages as TK1,000CR lost to futile mosquito control efforts. *The Business Standard*.
112. Hossain M, Rakib MS, Hasan MM, Powshi SN, Islam E, Islam NN. (2025). The 2023 dengue outbreak in Bangladesh: An epidemiological update. *Health Sci Rep*. 8(5):e70852.

113. TBS Report. (2025). Dhaka south increases mosquito control budget amid rising dengue infections, reports revenue growth. The Business Standard.
114. Messina JP, Brady OJ, Golding N, Kraemer MUG, Wint GRW, Ray SE, et al. (2019). The current and future global distribution and population at risk of dengue. *Nat Microbiol.* 4(9):1508-1515.
115. Haider N, Hasan MN, Onyango J, Billah M, Khan S, Papakonstantinou D, et al. (2025). Global dengue epidemic worsens with record 14 million cases and 9000 deaths reported in 2024. *Int J Infect Dis.* 158:107940.
116. US CDC. (2025). Dengue on the rise: Get the facts. Centers for Disease Control and Prevention.